

Weekly Financial Report

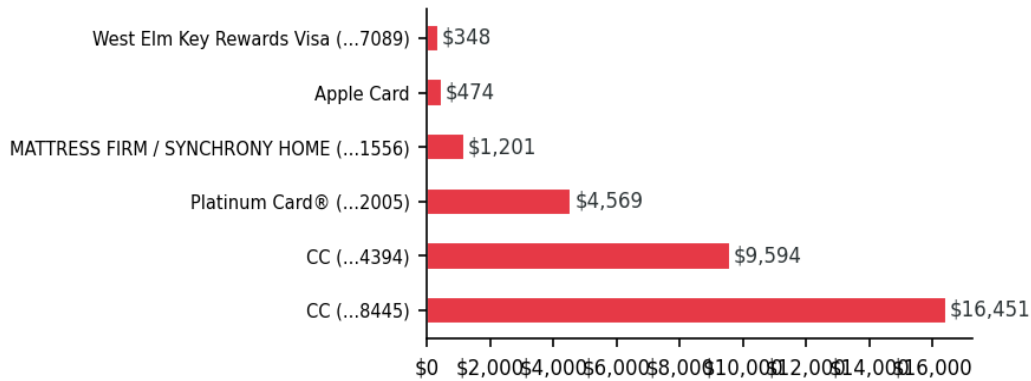
Week of 2026-02-09 to 2026-02-15

Prepared for Brandon Wilson | Generated February 16, 2026 at 08:01 PM

Account Summary

Checking	Savings	Investments	Total Debt	Net Worth
\$2,322.46	\$31.41	\$30,371.17	\$32,637.78	\$87.26

Credit Card Balances

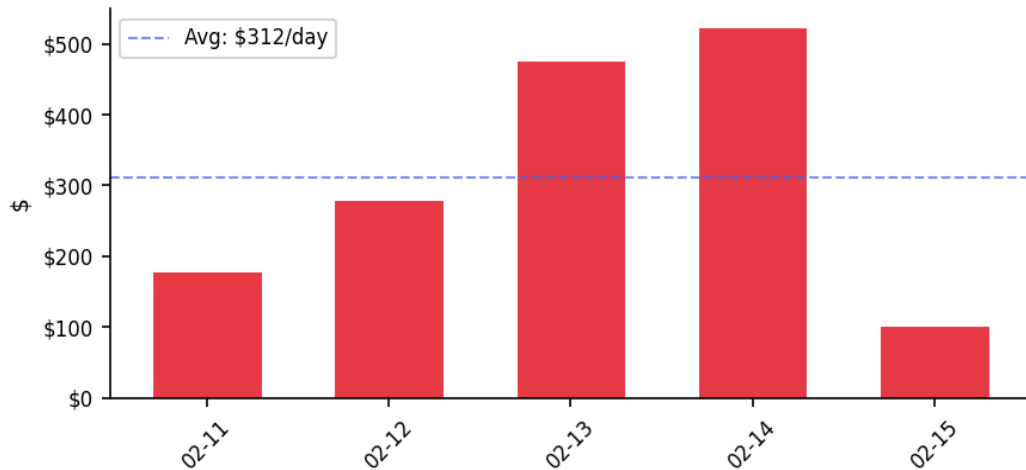


Weekly Cashflow

	This Week	Prior Week	February MTD
Income	\$3,324.28	\$6,645.98	\$3,324.28
Expenses	\$1,559.79	\$3,369.66	\$1,814.25
Net	\$1,764.49	\$3,276.32	\$1,510.03

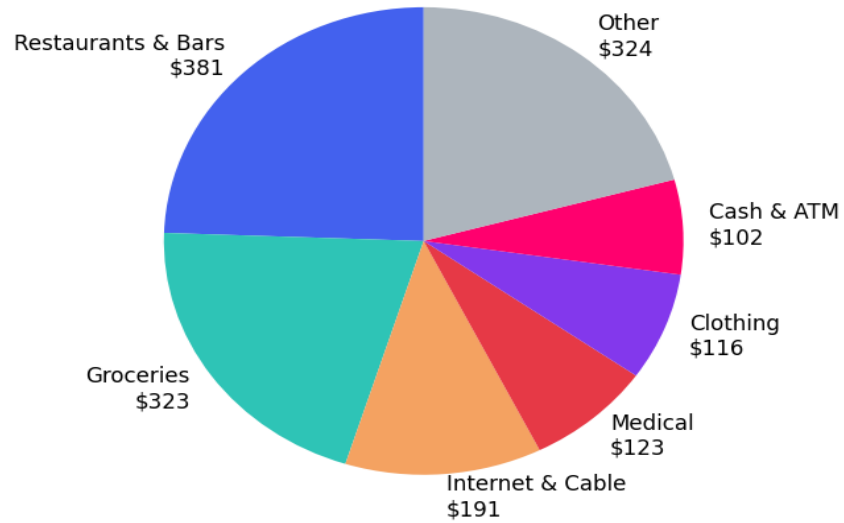
↓ 54% vs prior week

Daily Spending This Week



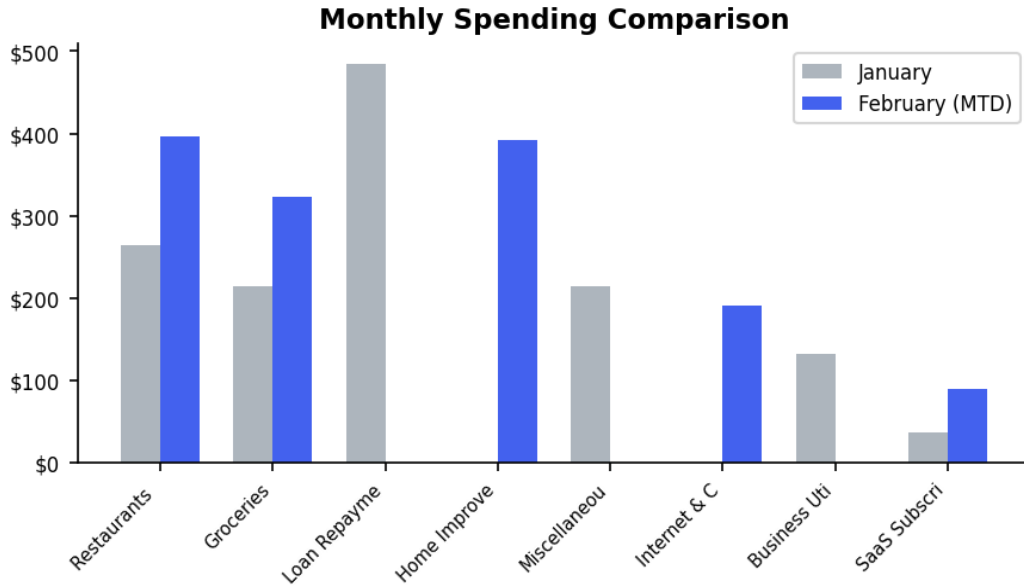
■ Spending by Category

This Week's Spending



Category	This Week	Feb MTD
Restaurants & Bars	\$381.32	\$396.55
Groceries	\$322.54	\$322.54
Internet & Cable	\$191.00	\$191.00
Medical	\$122.65	\$122.65
Clothing	\$116.37	\$116.37
Cash & ATM	\$102.00	\$2.00
Personal Care	\$96.90	\$96.90
SaaS Subscriptions	\$90.00	\$90.00
Home Improvement	\$50.64	\$392.37
Subscriptions	\$37.95	\$37.95
Fitness	\$34.99	\$34.99
AI Subscriptions	\$10.93	\$10.93
TOTAL	\$1,559.79	\$1,814.25

Monthly Comparison



Spending Rules Compliance

Date	Day	Eating Out	Groceries	Status
2026-02-11	Wed	\$43	—	■■ Ate out (\$43)
2026-02-12	Thu	\$65	—	■■ Ate out (\$65)
2026-02-13	Fri	\$120	\$296	■■ Ate out (\$120)
2026-02-14	Sat	\$153	—	■■ Over \$40 dinner
2026-02-15	Sun	—	\$26	■

Compliance Score: 20% (1/5 clean days)

All Transactions This Week

Date	Merchant	Category	Amount
2026-02-11	Summerville Thorne Research	Medical	\$32.00
2026-02-11	Twentynine Pa Seq	Restaurants & Bars	\$43.42
2026-02-11	ATM Withdrawal	Cash & ATM	\$100.00
2026-02-11	ATM Service Charge	Financial Fees	\$2.50
2026-02-12	cozy earth	Clothing	\$116.37
2026-02-12	Joshua Tree Mas O Menos Seq	Restaurants & Bars	\$16.60
2026-02-12	Joshua Tree Hea Seq	Restaurants & Bars	\$16.94
2026-02-12	Friendo	Restaurants & Bars	\$31.36
2026-02-12	Amazon	Personal Care	\$10.75
2026-02-12	Amazon	Personal Care	\$86.15

2026-02-12	ATM Service Charge	Cash & ATM	\$2.00
2026-02-12	ATM Fee Refund	Financial Fees	+\$2.00
2026-02-12	ATM Fee Refund	Financial Fees	+\$2.50
2026-02-13	Sky High Pie Joshua	Restaurants & Bars	\$112.63
2026-02-13	Payment	Transfer	+\$500.00
2026-02-13	Reclaim Ai	AI Subscriptions	\$10.93
2026-02-13	Amazon	Home Improvement	\$14.00
2026-02-13	Amazon	Home Improvement	\$36.64
2026-02-13	Stater Bros. Markets	Groceries	\$296.20
2026-02-13	Burger King	Restaurants & Bars	\$7.10
2026-02-14	Giant Rock	Restaurants & Bars	\$118.13
2026-02-14	Pressable	SaaS Subscriptions	\$90.00
2026-02-14	Capital One	Credit Card Payment	+\$2,819.78
2026-02-14	Apple	Subscriptions	\$37.95
2026-02-14	MetroNet	Internet & Cable	\$191.00
2026-02-14	THE DEZ FINE JOSHUA TREE CA	Restaurants & Bars	\$35.14
2026-02-14	Sig Thorne Research	Medical	\$50.65
2026-02-15	Stater Bros. Markets	Groceries	\$26.34
2026-02-15	Preauth Sig Total Fit	Fitness	\$34.99
2026-02-15	Sig Thorne Research	Medical	\$40.00

■ Goals & Targets

Goal	Status	Notes
Eliminate CC Debt	\$32,638 remaining	Next milestone: \$32,000 (\$638 away)
Projected Payoff	N/A (spending exceeds income)	Based on current income vs expenses
Follow Spending Rules	20% this week	4 violation(s)
Net Worth > \$0	\$87	■ Positive!
Emergency Fund	\$31	Target: \$1,000